



VHF AIR BAND TRANSCEIVERS

IC-A24
(NAV & COM channels for U.S.A.)

IC-A24E
(NAV & COM channels for Europe)

IC-A6
(COM channels for U.S.A.)


IC-A6E
(COM channels for Europe)

The pilot's favorite handheld is here!

Easy to use while flying

Simple one-handed operation is the most essential feature of the IC-A24/A6 series. The well labeled, large keypad provides user friendly operation. The large display shows both letters and numbers and is easy to see, making for fast frequency recognition. The display is backlit, and so is the keypad. The light stays on until you turn it off – a very handy feature for flying at night.

"Flip-flop" channel recall

The IC-A24/A6 series stores the last 10 channels used. You can easily recall those channels by pushing the "flip-flop" recall  buttons on the front panel. It is convenient for switching between several channels, such as NAV and COM channels.

VOR navigation*

The IC-A24/E has VOR navigation functions. The DVOR mode shows the radial to or from a VOR station and the CDI mode shows the course deviation to/from a VOR station. You can also input your intended radial to/from the VOR station and show the course deviation on the display. In the USA version, the duplex operation allows you to call a COM channel, while you are using VOR navigation. (* IC-A24/E only)



CDI mode display

External DC power jack

An external DC power jack allows for operation with the wall charger, BC-110 or the cigarette lighter cable, CP-20. When the battery pack is installed, simultaneous charging during operation is also possible. In addition, an optional battery case, BP-208N, is available.

Water resistant construction

The water resistant construction provides reliable operation in wet conditions.

* Equivalent to IPX4 of the corresponding international standard IEC 60529 (2001).

And more...

- 200 memory channels (20 Ch x 10 banks) with 6 character names
- Dedicated 121.5MHz emergency key
- Side tone function allows you to hear your own voice via an external aviation headset.
- Optional Ni-Cd and Li-Ion battery packs
- NOAA weather channels (IC-A24/A6 only)
- Tag scanning and memory bank scanning
- ANL (Auto Noise Limiter) for noise reduction
- Low battery alert



IC-A24

IC-A6

Icom Inc.



SPECIFICATIONS

GENERAL

- Frequency range :
 - Tx/Rx 118.000-136.975MHz
 - Rx 108.000-117.975MHz*
 - Weather 161.650-163.275MHz**
- * IC-A24/E only. ** IC-A24/A6 only.
- Mode :
 - AM (6K00A3E)
 - Weather (IC-A24/A6) FM (16K0G3E)
- Channel spacing : 25kHz
- No. of memory channels : 200 (20 Ch × 10 banks)
- Power supply requirement : 7.4/7.2V DC (Battery pack) 11.0V DC (External DC Jack)
- Current drain (at 7.2 V DC) :
 - Tx 1.5A typical
 - Rx Max. audio 300mA typical
 - Stand-by 70mA typical
- Operating temp. range :
 - IC-A24/A6 -10°C to +60°C; +14°F to +140°F
 - IC-A24E/A6E -20°C to +55°C
- Dimensions (W×H×D) : 54×129.3×35.5 mm (projections not included) ; 2 1/8 × 5 1/8 × 1 3/8 in
- Weight (approx.) : 430g; 15.2oz (with antenna and BP-210N)
- Antenna impedance : 50Ω (BNC type)

Measurement made in accordance with FCC part 87 for USA versions. EN 300-676 for Europe versions. All specifications are subject to change without notice or obligation.

TRANSMITTER

- Output power (at 7.2V DC) :
 - IC-A24/A6 5.0/1.5W typ. (PEP/CW)
 - IC-A24E/A6E 3.6/1.0W typ. (PEP/CW)
- Modulation system : Low level modulation
- Modulation limiting :
 - IC-A24/A6 70-100%
 - IC-A24E/A6E 85%
- Audio harmonic distortion : Less than 10%
- Hum and noise ratio : More than 35dB
- Spurious emissions : More than 46dB (Except operating freq. ±62.5kHz point)
- Harmonic spurious emissions (IC-A24E/A6E) : Less than -36dBm (Except operating freq. ±1MHz point)
- Frequency stability : ±5ppm
- Microphone connector : 3-conductor 2.5 (d) mm (1/16") more than 100kΩ

- Squelch sensitivity (at threshold) :
 - AM Less than 0dBμV
 - FM (IC-A24/A6 only) Less than -5dBμV
- Selectivity : More than 7.5kHz/-6dB Less than 25kHz/-60dB More than 40dB
- Hum and noise : More than 40dB
- Spurious response :
 - IC-A24/A6 AM More than 60dB
 - FM More than 30dB
 - IC-A24E/A6E AM More than 70dB
- Audio output power : More than 500mW typ. with an 8Ω load, 30% modulation
- Ext. speaker connector : 3-conductor 3.5 (d) mm (1/8") 8Ω

Applicable U.S. Military Specifications

Icom makes rugged products that have been tested to and passed the following MIL-STD requirements and strict environmental standards.

Standard	MIL 810 C		MIL 810 D		MIL 810 E		MIL 810 F	
	Method	Proc.	Method	Proc.	Method	Proc.	Method	Proc.
Low Pressure	500.1	I	500.2	I, II	500.3	I, II	500.4	I, II
High Temp.	501.1	I	501.2	I, II	501.3	I, II	501.4	I, II
Low Temp.	502.1	I	502.2	I, II	502.3	I, II	502.4-3	I, II
Temp. Shock	503.1	I	503.2	I	503.3	I	503.4	I
Solar Radiation	505.1	I	505.2	I	505.3	I	505.4	I
Rain Drip	506.1	II	506.2	II	506.3	II	506.4	III
Humidity	507.1	I, II	507.2	II, III	507.3	II, III	507.4	-
Salt Fog	509.1	I	509.2	I	509.3	I	509.4	-
Dust Blowing	510.1	I	510.2	I	510.3	I	510.4	I
Vibration	514.2	VIII, X	514.3	I	514.4	I	514.5	I
Shock	516.2	I, II, V	516.3	I, IV	516.4	I, IV	516.5	I, IV

Supplied accessories: (* depending on version)

- Battery pack, BP-210N or battery case, BP-208N*
- Belt clip, MB-103
- Wall charger, BC-110AR/DR*
- Carrying case, LC-159*
- Headset adapter, OPC-499*
- Antenna, FA-B02AR
- Handstrap

OPTIONS

■ BATTERY CASE AND PACKS

- **BP-208N** BATTERY CASE (6 × AA (LR6) alkaline cells.)
- **BP-209N** BATTERY PACK (Ni-Cd: 7.2V/1100mAh)
- **BP-210N** BATTERY PACK (Ni-MH: 7.2V/1650mAh)
- **BP-211N** BATTERY PACK (Li-Ion: 7.4V/1800mAh)

■ CHARGERS AND POWER SUPPLY CABLES


- **BC-110AR/DR** WALL CHARGER
Used for regular charging of the connected battery pack. Same as supplied depending on version.
- **BC-119N** DESKTOP CHARGER
+ **BC-145** AC ADAPTER
+ **AD-101** CHARGER ADAPTER
For rapid charging of battery pack, BP-209N, BP-210N or BP-211N. The BC-145 is supplied with the charger depending on version. Charging time: 1.5 to 2 hours.
- **BC-121N** MULTI-CHARGER
+ **BC-157** AC ADAPTER
+ **AD-101** CHARGER ADAPTER (6 pieces)
For rapid charging of up to 6 batteries simultaneously. Six AD-101s are required. Charging time: 1 to 1.5 hours.
- **BC-144N** DESKTOP CHARGER
+ **BC-145** AC ADAPTER
For rapid charging of battery pack, BP-209N or BP-210N. The BC-145 is supplied with the charger depending on version. Charging time: 1.5 to 2 hours.
- **CP-20** CIGARETTE LIGHTER CABLE WITH DC-DC CONVERTER
For operation and charging with a 12V/24V cigarette lighter socket.
- **OPC-656** DC POWER CABLE
For using the BC-121N with a DC power supply. (12-20 V DC required)

■ BELT CLIPS AND LEATHER BELT HANGERS

- **MB-103** BELT CLIP: Alligator type. Same as supplied.
- **MB-86** SWIVEL BELT CLIP
A fast and easy way to remove the radio from your belt.
- **MB-96N** SWIVEL LEATHER BELT HANGER
Swivel joint of the MB-86 is supplied.
- **MB-96F** LEATHER BELT HANGER
Fixed type leather belt hanger. Use with MB-103.

■ OTHERS

- **LC-159** CARRYING CASE
- **OPC-499** HEADSET ADAPTER CABLE
Works with most aviation headsets. Provides side tone function. Same as supplied with some versions.
- **FA-B02AR** ANTENNA : Same as supplied.



Icom Inc.

1-1-32, Kamiminami, Hirano-ku, Osaka 547-0003, Japan Phone: +81 (06) 6793 5302 Fax: +81 (06) 6793 0013 URL: <http://www.icom.co.jp/world/index.html>

Count on us!

Icom America Inc.

2380 116th Avenue NE, Bellevue, WA 98004, U.S.A.
Phone: +1 (425) 454-8155
Fax: +1 (425) 454-1509
E-mail: sales@icomamerica.com
URL: <http://www.icomamerica.com>

Icom New Zealand

146A Harris Road, East Tamaki, Auckland, New Zealand
Phone: +64 (09) 274 4062
Fax: +64 (09) 274 4708
E-mail: inquiries@icom.co.nz
URL: <http://www.icom.co.nz>

Icom (UK) Ltd.

Unit 9, Sea Str., Herne Bay, Kent, CT6 8LD, U.K.
Phone: +44 (01227) 741741
Fax: +44 (01227) 741742
E-mail: info@icomuk.co.uk
URL: <http://www.icomuk.co.uk>

Asia Icom Inc.

6F No. 68, Sec. 1 Cheng-Teh Road, Taipei, Taiwan, R.O.C.
Phone: +886 (02) 2559 1899
Fax: +886 (02) 2559 1874
E-mail: sales@asia-icom.com
URL: <http://www.asia-icom.com>

Your local distributor/dealer:

Icom Canada

Glenwood Centre #150-6165 Highway 17, Delta, B.C., V4K 5B8, Canada
Phone: +1 (604) 952-4266
Fax: +1 (604) 952-0090
E-mail: info@icomcanada.com
URL: <http://www.icomcanada.com>

Icom (Europe) GmbH

Communication Equipment Himmelgeister Str. 100, D-40225 Düsseldorf, Germany
Phone: +49 (0211) 346047
Fax: +49 (0211) 333639
E-mail: info@icom-europe.com
URL: <http://www.icomeurope.com>

Icom France S.a

Zac de la Plaine, 1, Rue Brindejone des Moulains BP 5804, 31505 Toulouse Cedex, France
Phone: +33 (5) 61 36 03 03
Fax: +33 (5) 61 36 03 00
E-mail: icom@icom-france.com
URL: <http://www.icom-france.com>

Beijing Icom Ltd.

10C07, Long Silver Mansion, No.88, Yong Ding Road, Haidian District, Beijing, 100039, China
Phone: +86 (010) 5889 5391/5392/5393
Fax: +86 (010) 5889 5395
E-mail: bjicom@bjicom.com
URL: <http://www.bjicom.com>

Icom (Australia) Pty. Ltd.


A.B.N. 88 006 092 575
Unit 1 / 103 Garden Road, Clayton VIC 3168 Australia
Phone: +61 (03) 9549 7500
Fax: +61 (03) 9549 7505
E-mail: sales@icom.net.au
URL: <http://www.icom.net.au>

Icom Spain S.L.

Ctra. Rubi, No. 88 "Edificio Can Castanyer" 08190, Sant Cugat del Valles, Barcelona, Spain
Phone: +34 (93) 590 26 70
Fax: +34 (93) 590 46 46
E-mail: icom@icomspain.com
URL: <http://www.icomspain.com>

Icom Polska

Sopot, 3 maja 54, Poland
Phone: +48 (58) 550 7135
Fax: +48 (58) 551 0484
E-mail: icompolska@icompolska.com.pl
URL: <http://www.icompolska.com.pl>



Icom Inc. (Japan), is an ISO 9001 and ISO 14001 certification acquired company.